

Tiruvannamalai Lok Sabha constituency

Coordinates: 12.2°N 79.1°E﻿ / ﻿12.2°N 79.1°E﻿ / 12.2; 79.1

Tiruvannamalai Lok Sabha constituency (Tamil: திருவண்ணாமலை மக்களவைத் தொகுதி) is one of the 39 Lok Sabha (parliamentary) constituencies in Tamil Nadu, a state in southern India. Its Tamil Nadu Parliamentary Constituency number is 11.

Assembly Segments

Tiruvannamalai Lok Sabha constituency comprises the following legislative assembly segments:

Tiruvannamalai Lok Sabha constituency	
	
Area of Tiruvannamalai Lok Sabha Constituency	
Constituency details	
Country	 India
Region	South India
State	Tamil Nadu
Assembly constituencies	Jolarpet Tirupattur Chengam Tiruvannamalai Kilpennathur Kalasapakkam
Established	2008
Total electors	1,470,203
Reservation	None
Member of Parliament	
	17th Lok Sabha
	Incumbent C. N. Annadurai
Party	 █ DMK

Elected year	<u>2019</u>
Preceded by	<u>R. Vanaroja</u>






Constituency number	Constituency name	Reserved for (SC/ST/None)	District	Party
49	<u>Jolarpet</u>	None	<u>Tirupathur</u>	<u>DMK</u>
50	<u>Tirupattur</u>	None		
62	<u>Chengam</u>	SC	<u>Tiruvannamalai</u>	
63	<u>Tiruvannamalai</u>	None		
64	<u>Kilpennathur</u>	None		
65	<u>Kalaspakkam</u>	None		

Members of the Parliament

Year	Lok Sabha	Winner	Party	Tenure
<u>2009</u>	<u>15th</u>	<u>D. Venugopal</u>	<u>Dravida Munnetra Kazhagam</u>	2009-2014
<u>2014</u>	<u>16th</u>	<u>R. Vanaroja</u>	<u>All India Anna Dravida Munnetra Kazhagam</u>	2014-2019
<u>2019</u>	<u>17th</u>	<u>C. N. Annadurai</u>	<u>Dravida Munnetra Kazhagam</u>	2019- <i>Incumbent</i>

Election results

General Elections 2019

Vote share of Winning candidates		
<u>2019</u>		58.21%
<u>2014</u>		47.34%
<u>2009</u>		52.10%
<u>1962</u>		48.99%
<u>1957</u>		41.75%

2019 Indian general election : Tiruvannamalai

Party	Candidate	Votes	%	±%
<u>DMK</u>	<u>Annadurai C N</u>	666,272	58.21%	26.81%
<u>AIADMK</u>	<u>Agri S. S. Krishnamurthy</u>	3,62,085	31.64%	-15.70%
<u>Independent</u>	A. Gnanasekar	38,639	3.38%	
<u>NTK</u>	R. Ramesh Babu	27,503	2.40%	
<u>MNM</u>	R. Arul	14,654	1.28%	
<u>NOTA</u>	None of the above	12,317	1.08%	0.17%
Margin of victory		3,04,187	26.58%	10.64%
Turnout		11,44,549	77.66%	-0.53%
Registered electors		14,73,862		8.94%
DMK gain from AIADMK		Swing	10.88%	

General Elections 2014

2014 Indian general election : Tiruvannamalai

Party	Candidate	Votes	%	±%
<u>AIADMK</u>	<u>R. Vanaroja</u>	500,751	47.34%	
<u>DMK</u>	<u>Annadurai C N</u>	3,32,145	31.40%	-20.70%
<u>PMK</u>	G. Ediroli Manian	1,57,954	14.93%	
<u>INC</u>	A. Subramaniyan	17,854	1.69%	
<u>Independent</u>	K. Murugesan	10,708	1.01%	
<u>NOTA</u>	None of the above	9,595	0.91%	
<u>SP</u>	C. Arumugam	6,278	0.59%	
Margin of victory		1,68,606	15.94%	-1.75%
Turnout		10,57,852	78.19%	-1.47%
Registered electors		13,52,966		28.54%
<u>AIADMK gain from DMK</u>		Swing	-4.77%	

General Elections 2009

2009 Indian general election : Tiruvannamalai

Party	Candidate	Votes	%	±%
<u>DMK</u>	<u>D. Venugopal</u>	436,866	52.10%	
<u>PMK</u>	J. Guru (A) Gurunathan	2,88,566	34.42%	
<u>DMDK</u>	S. Manikandan	56,960	6.79%	
<u>LJP</u>	K. S. Afroz Husna	5,798	0.69%	
<u>Independent</u>	R. Ravi	5,432	0.65%	
<u>Independent</u>	M. Shanmugavel	5,126	0.61%	
<u>Independent</u>	S. Guru (A) Gurumoorthy	4,927	0.59%	
<u>BSP</u>	P. Govindasamy	4,731	0.56%	
Margin of victory		1,48,300	17.69%	
Turnout		10,52,587	79.66%	
Rejected ballots		330	0.04%	
<u>DMK win (new seat)</u>				

General Elections 1962

1962 Indian general election : Tiruvannamalai

Party	Candidate	Votes	%	±%
<u>DMK</u>	<u>Dharmalingam</u>	141,254	48.99%	
<u>INC</u>	G. Neelakantan	1,37,528	47.69%	11.02%

<u>Independent</u>	Arjuna Gounder	9,574	3.32%	
Margin of victory		3,726	1.29%	-3.78%
Turnout		2,88,356	66.61%	19.28%
Registered electors		4,49,968		5.46%
<u>DMK gain</u> from <u>Independent</u>		Swing	7.24%	

General Elections 1957

1957 Indian general election : Tiruvannamalai

Party	Candidate	Votes	%	±%
<u>Independent</u>	Dharmalingam	84,309	41.75%	
<u>INC</u>	G. Neelakantan	74,070	36.68%	
<u>Independent</u>	T. P. Thayuman	25,145	12.45%	
<u>Independent</u>	N. Munisami	18,436	9.13%	
<u>Independent</u>	Doraiswamy Reddiar	0	0.00%	
Margin of victory		10,239	5.07%	
Turnout		2,01,960	47.33%	
Registered electors		4,26,665		
<u>Independent win</u> (new seat)				

References

- "Statistical reports of Lok Sabha elections" (https://web.archive.org/web/20101005110118/http://eci.nic.in/eci_main/StatisticalReports/ElectionStatistics.asp). Election Commission of India. Archived from the original (http://eci.nic.in/eci_main/StatisticalReports/ElectionStatistics.asp) on 5 October 2010. Retrieved 8 July 2010.

External links

- Tiruvannamalai lok sabha constituency election 2019 date and schedule (https://www.indiaelections2014.info/parliament/2019/states/tamilnadu/tiruvannamalai/lok_sabha_parliamentary_election_2019_dates.html)

Retrieved from "https://en.wikipedia.org/w/index.php?title=Tiruvannamalai_Lok_Sabha_constituency&oldid=1168423233"

▪