

Tiruchirappalli Lok Sabha constituency

Coordinates: 10.8°N 78.7°E

Tiruchirappalli is a Lok Sabha (Parliament of India) constituency in Tamil Nadu. Its Tamil Nadu Parliamentary Constituency number is 24 of 39.

Assembly segments

The Tiruchirappalli Lok Sabha constituency is composed of the following assembly segments:^[2]

Constituency number	Name	Reserved for (SC/ST/None)	District	Party
139.	<u>Srirangam</u>	None	<u>Tiruchirappalli</u>	<u>DMK</u>
140.	<u>Tiruchirappalli West</u>	None		<u>DMK</u>
141.	<u>Tiruchirappalli East</u>	None		<u>DMK</u>
142.	<u>Tiruverumbur</u>	None		<u>DMK</u>
178.	<u>Gandharvakottai</u>	SC	<u>Pudukottai</u>	<u>CPI(M)</u>
180.	<u>Pudukkottai</u>	None		<u>DMK</u>

Before 2008 delimitation, it consisted of

- Musiri
- Lalgudi
- Srirangam
- Tiruchirappalli - I
- Tiruchirappalli - II










Tiruchirappalli	
Lok Sabha constituency	
 <div>Tiruchirappalli constituency, post-2008 delimitation</div>	
Constituency details	
Country	<u>India</u>
Region	<u>South India</u>
State	<u>Tamil Nadu</u>
Assembly constituencies	<u>Srirangam</u> <u>Tiruchirappalli (West)</u> <u>Tiruchirappalli (East)</u> <u>Thiruverumbur</u> <u>Gandharvakottai</u> <u>Pudukkottai</u>
Established	1952
Total electors	15,56,776 ^[1]
Reservation	None
Member of Parliament	
	<u>17th Lok Sabha</u>
Incumbent	

Party	<u>Indian National Congress</u>
Elected year	<u>2019 Election</u>

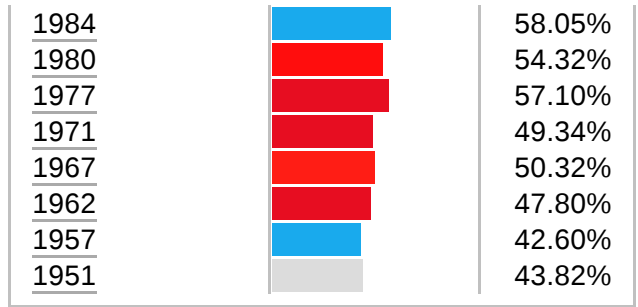
Members of Parliament

Year	Winning Candidate	Party
1951	<u>E. Madhuram</u>	<u>Independent politician</u>
1957	<u>M.K.M. Abdul Salam</u>	<u>Indian National Congress</u>
1962	<u>K. Ananda Nambiar</u>	<u>Communist Party of India</u>
1967	<u>K. Ananda Nambiar</u>	<u>Communist Party of India</u>
1971	<u>M. Kalyanasundaram</u>	<u>Communist Party of India</u>
1977	<u>M. Kalyanasundaram</u>	
1980	<u>N. Selvaraj</u>	<u>Dravida Munnetra Kazhagam</u>
1984	<u>L. Adaikalaraj</u>	<u>Indian National Congress</u>
1989	<u>L. Adaikalaraj</u>	
1991	<u>L. Adaikalaraj</u>	
1996	<u>L. Adaikalaraj</u>	<u>Tamil Maanila Congress</u>
1998	<u>Rangarajan Kumaramangalam</u>	<u>Bharatiya Janata Party</u>
1999	<u>Rangarajan Kumaramangalam</u>	
2001 (Bye Election)	<u>Dalit Ezhilmalai</u>	<u>All India Anna Dravida Munnetra Kazhagam</u>
2004	<u>L. Ganesan</u>	<u>Marumalarchi Dravida Munnetra Kazhagam</u>
2009	<u>P. Kumar</u>	<u>All India Anna Dravida Munnetra Kazhagam</u>
2014	<u>P. Kumar</u>	
2019	<u>Su. Thirunavukkarasar</u> ^[3]	<u>Indian National Congress</u>

Election results

Vote share of Winning candidates		
<u>2019</u>		59.70%
<u>2014</u>		47.49%
<u>2009</u>		41.65%
<u>2004</u>		63.68%
<u>1999</u>		54.61%
<u>1998</u>		48.39%
<u>1996</u>		62.65%
<u>1991</u>		63.99%
<u>1989</u>		61.06%

General Elections 2019



2019 Indian general election : Tiruchirappalli

Party	Candidate	Votes	%	±%
<u>INC</u>	<u>Su. Thirunavukkarasar</u>	621,285	59.70%	54.36%
<u>DMDK</u>	Dr. V. Elangovan	1,61,999	15.57%	5.75%
<u>Independent</u>	<u>Charubala Tondaiman</u>	1,00,818	9.69%	
<u>NTK</u>	V. Vinoth	65,286	6.27%	
<u>MNM</u>	V. Anandharaja	42,134	4.05%	
<u>NOTA</u>	None of the above	14,437	1.39%	-0.98%
Margin of victory		4,59,286	44.13%	28.55%
Turnout		10,40,711	69.50%	-0.63%
Registered electors		15,08,963		8.78%
<u>INC gain from AIADMK</u>		Swing	12.21%	

General Elections 2014

2014 Indian general election : Tiruchirappalli

Party	Candidate	Votes	%	±%
<u>AIADMK</u>	<u>P. Kumar</u>	458,478	47.49%	5.84%
<u>DMK</u>	Mu. Anbhalagan	3,08,002	31.90%	
<u>DMDK</u>	A. M. G. Vijaykumar	94,785	9.82%	1.21%
<u>INC</u>	<u>Charubala Tondaiman</u>	51,537	5.34%	-35.71%
<u>NOTA</u>	None of the above	22,848	2.37%	
<u>CPI(M)</u>	S. Sridhar	17,039	1.76%	
<u>AAP</u>	P. Ravi	4,885	0.51%	
Margin of victory		1,50,476	15.59%	14.98%
Turnout		9,65,402	71.28%	2.40%
Registered electors		13,87,140		29.98%
<u>AIADMK hold</u>		Swing	5.84%	

General Elections 2009

2009 Indian general election : Tiruchirappalli

Party	Candidate	Votes	%	±%
<u>AIADMK</u>	<u>P. Kumar</u>	298,710	41.65%	8.58%
<u>INC</u>	<u>Charubala Tondaiman</u>	2,94,375	41.05%	
<u>DMDK</u>	A. M. G. Vijaykumar	61,742	8.61%	
<u>BJP</u>	R. Lalitha Kumaramangalam	30,329	4.23%	
<u>Makkal Manadu</u>	P. Ravi	5,016	0.70%	
<u>BSP</u>	N. Kalyana Sundaram	4,897	0.68%	0.06%
Margin of victory		4,335	0.60%	-30.00%
Turnout		7,17,165	67.33%	7.81%
Registered electors		10,67,193		-10.49%
<u>AIADMK gain from MDMK</u>		Swing	-22.02%	

General Elections 2004

2004 Indian general election : Tiruchirappalli

Party	Candidate	Votes	%	±%
<u>MDMK</u>	<u>L. Ganesan</u>	450,907	63.68%	
<u>AIADMK</u>	<u>M. Paranjothi</u>	2,34,182	33.07%	
<u>Independent</u>	P. Ravi	7,831	1.11%	
<u>BSP</u>	M. Ramesh	4,418	0.62%	
Margin of victory		2,16,725	30.60%	17.70%
Turnout		7,08,137	59.48%	2.99%
Registered electors		11,92,254		-4.31%
<u>MDMK gain from BJP</u>		Swing	9.06%	

General Elections 1999

1999 Indian general election : Tiruchirappalli

Party	Candidate	Votes	%	±%
<u>BJP</u>	<u>Rangarajan Kumaramangalam</u>	377,450	54.61%	52.48%
<u>INC</u>	<u>L. Adaikalaraj</u>	2,88,253	41.71%	17.26%
<u>TMC(M)</u>	M. Rajasekaran	17,256	2.50%	
Margin of victory		89,197	12.91%	11.09%
Turnout		6,91,136	56.40%	-10.91%
Registered electors		12,45,971		5.75%
<u>BJP hold</u>		Swing	-8.04%	

General Elections 1998

1998 Indian general election : Tiruchirappalli

Party	Candidate	Votes	%	±%
<u>BJP</u>	<u>Rangarajan Kumaramangalam</u>	305,233	48.39%	
<u>TMC(M)</u>	<u>L. Adaikalaraj</u>	2,93,778	46.57%	
<u>INC</u>	Subbha Somu	23,747	3.76%	
<u>PT</u>	K. Sachidanandam	4,979	0.79%	
Margin of victory		11,455	1.82%	-36.38%
Turnout		6,30,805	54.97%	-12.34%
Registered electors		11,78,258		10.11%
<u>BJP gain from TMC(M)</u>		Swing	-14.26%	

General Elections 1996

1996 Indian general election : Tiruchirappalli

Party	Candidate	Votes	%	±%
<u>TMC(M)</u>	<u>L. Adaikalaraj</u>	434,149	62.65%	
<u>INC</u>	<u>Dr. K. Gopal</u>	1,69,441	24.45%	-39.54%
<u>CPI(M)</u>	<u>T. K. Rangarajan</u>	52,185	7.53%	-24.10%
<u>BJP</u>	D. Dhanabalan	14,778	2.13%	-0.01%
<u>Independent</u>	N. Sivaprakasam	3,116	0.45%	
Margin of victory		2,64,708	38.20%	5.83%
Turnout		6,92,976	67.31%	4.14%
Registered electors		10,70,053		1.24%
<u>TMC(M) gain from INC</u>		Swing	-1.34%	

General Elections 1991

1991 Indian general election : Tiruchirappalli

Party	Candidate	Votes	%	±%
<u>INC</u>	<u>L. Adaikalaraj</u>	414,628	63.99%	2.93%
<u>CPI(M)</u>	<u>T. K. Rangarajan</u>	2,04,922	31.63%	-5.26%
<u>BJP</u>	V. Parthasarathy	13,872	2.14%	
<u>JP</u>	G. Fredric	4,280	0.66%	
Margin of victory		2,09,706	32.36%	8.18%
Turnout		6,47,962	63.17%	-4.53%
Registered electors		10,56,965		0.36%
<u>INC hold</u>		Swing	2.93%	

General Elections 1989

1989 Indian general election : Tiruchirappalli

Party	Candidate	Votes	%	±%
<u>INC</u>	<u>L. Adaikalaraj</u>	429,185	61.06%	3.01%
<u>CPI(M)</u>	<u>T. K. Rangarajan</u>	2,59,219	36.88%	
<u>JP</u>	<u>E. Veluswamy</u>	3,152	0.45%	
Margin of victory		1,69,966	24.18%	6.50%
Turnout		7,02,847	67.70%	-8.37%
Registered electors		10,53,144		32.40%
<u>INC hold</u>		Swing	3.01%	

General Elections 1984

1984 Indian general election : Tiruchirappalli

Party	Candidate	Votes	%	±%
<u>INC</u>	<u>L. Adaikalaraj</u>	337,786	58.05%	
<u>DMK</u>	<u>N. Selvaraj</u>	2,34,881	40.37%	-13.95%
<u>Independent</u>	<u>D. R. Govindaraj</u>	3,115	0.54%	
Margin of victory		1,02,905	17.68%	3.33%
Turnout		5,81,882	76.07%	4.13%
Registered electors		7,95,398		10.11%
<u>INC gain from DMK</u>		Swing	3.73%	

General Elections 1980

1980 Indian general election : Tiruchirappalli

Party	Candidate	Votes	%	±%
<u>DMK</u>	<u>N. Selvaraj</u>	278,485	54.32%	
<u>CPI(M)</u>	<u>T. K. Rangarajan</u>	2,04,886	39.96%	
<u>Independent</u>	<u>V. Lalgudi Rajendran</u>	23,133	4.51%	
Margin of victory		73,599	14.35%	-1.35%
Turnout		5,12,709	71.94%	3.00%
Registered electors		7,22,379		1.37%
<u>DMK gain from CPI</u>		Swing	-2.78%	

General Elections 1977

1977 Indian general election : Tiruchirappalli

Party	Candidate	Votes	%	±%
<u>CPI</u>	<u>M. Kalyanasundaram</u>	276,390	57.10%	
<u>INC(O)</u>	Y. Venkateswara Dikshidar	2,00,345	41.39%	
<u>Independent</u>	A. Lawrence	2,917	0.60%	
<u>Independent</u>	M. M. Ismail	2,421	0.50%	
Margin of victory		76,045	15.71%	11.05%
Turnout		4,84,085	68.94%	-4.61%
Registered electors		7,12,644		14.66%
<u>CPI hold</u>		Swing	7.75%	

General Elections 1971

1971 Indian general election : Tiruchirappalli

Party	Candidate	Votes	%	±%
<u>CPI</u>	<u>M. Kalyanasundaram</u>	217,677	49.34%	
<u>INC(O)</u>	S. P. Thangavelu	1,97,127	44.69%	
<u>CPI(M)</u>	K. Ananda Nambiar	26,339	5.97%	
Margin of victory		20,550	4.66%	4.03%
Turnout		4,41,143	73.55%	-3.52%
Registered electors		6,21,540		15.73%
<u>CPI gain from CPI(M)</u>		Swing	-0.97%	

General Elections 1967

1967 Indian general election : Tiruchirappalli

Party	Candidate	Votes	%	±%
<u>CPI(M)</u>	<u>K. Ananda Nambiar</u>	202,879	50.32%	
<u>INC</u>	V. A. Muthiah	2,00,334	49.68%	4.74%
Margin of victory		2,545	0.63%	-2.23%
Turnout		4,03,213	77.07%	0.48%
Registered electors		5,37,064		22.42%
<u>CPI(M) gain from CPI</u>		Swing	2.52%	

General Elections 1962

1962 Indian general election : Tiruchirappalli

Party	Candidate	Votes	%	±%
<u>CPI</u>	<u>K. Ananda Nambiar</u>	156,706	47.80%	

	<u>INC</u>	<u>M. K. M. Abdul Salam</u>	1,47,332	44.94%	2.34%
	<u>Independent</u>	S. S. Subramaniam	23,796	7.26%	
Margin of victory			9,374	2.86%	-16.20%
Turnout			3,27,834	76.60%	24.96%
Registered electors			4,38,690		5.00%
	<u>CPI gain from INC</u>		Swing	5.20%	

General Elections 1957

1957 Indian general election : Tiruchirappalli

Party	Candidate	Votes	%	±%
<u>INC</u>	<u>M. K. M. Abdul Salam</u>	91,910	42.60%	6.77%
<u>CPI</u>	<u>K. Ananda Nambiar</u>	50,785	23.54%	
<u>Independent</u>	M. S. Mani	42,161	19.54%	
<u>Independent</u>	C. M. Srinivasan	13,804	6.40%	
<u>Independent</u>	N. Rukmani	10,765	4.99%	
<u>Independent</u>	Rengasami	6,327	2.93%	
Margin of victory		41,125	19.06%	11.07%
Turnout		2,15,752	51.64%	-9.11%
Registered electors		4,17,789		18.08%
	<u>INC gain from Independent</u>	Swing	-1.22%	

General Elections 1951

1951–52 Indian general election : Tiruchirappalli

Party	Candidate	Votes	%	±%
<u>Independent</u>	E. Mathuram	94,184	43.82%	
<u>INC</u>	N. Halasyam	77,007	35.83%	35.83%
<u>Independent</u>	T. S. Krishnamoorthi	21,966	10.22%	
<u>SP</u>	M. Nataraja	14,778	6.88%	
<u>Independent</u>	A. Nammalwar	7,017	3.26%	
Margin of victory		17,177	7.99%	
Turnout		2,14,952	60.75%	
Registered electors		3,53,822		0.00%
	<u>Independent win</u> (new seat)			

See also

- Tiruchirappalli

- List of constituencies of the Lok Sabha

References

1. GE 2009 Statistical Report: Constituency Wise Detailed Result (http://eci.nic.in/eci_main/archiveofge2009/Stats/VOLI/25_ConstituencyWiseDetailedResult.pdf) Archived (https://web.archive.org/web/20130802000135/http://eci.nic.in/eci_main/archiveofge2009/Stats/VOLI/25_ConstituencyWiseDetailedResult.pdf) 2013-08-02 at the Wayback Machine
 2. "List of Parliamentary and Assembly Constituencies" (https://web.archive.org/web/20060504185928/http://archive.eci.gov.in/se2001/background/S22/TN_ACPC.pdf) (PDF). *Tamil Nadu*. Election Commission of India. Archived from the original (http://archive.eci.gov.in/se2001/background/S22/TN_ACPC.pdf) (PDF) on 4 May 2006. Retrieved 11 October 2008.
 3. "General elections to the 17th Lok Sabha, 2019 - List of members elected" (<https://eci.gov.in/files/file/10277-general-election-to-the-17th-lok-sabha-2019-list-of-members-elected/>) (PDF). New Delhi: Election Commission of India. 25 May 2019. p. 27. Retrieved 2 June 2019.
- "Statistical reports of Lok Sabha elections" (https://web.archive.org/web/20101005110118/http://eci.nic.in/eci_main/StatisticalReports/ElectionStatistics.asp). Election Commission of India. Archived from the original (http://eci.nic.in/eci_main/StatisticalReports/ElectionStatistics.asp) on 5 October 2010. Retrieved 8 July 2010.

External links

- Tiruchirappalli lok sabha constituency election 2019 date and schedule (https://www.indiaelections2014.info/parliament/2019/states/tamilnadu/tiruchirappalli/lok_sabha_parliamentary_election_2019_dates.html)

Retrieved from "https://en.wikipedia.org/w/index.php?title=Tiruchirappalli_Lok_Sabha_constituency&oldid=1168423262"

-