


Thanjavur Lok Sabha constituency

Coordinates: 10.8°N 79.1°E﻿ / ﻿

Thanjavur is a Lok Sabha (Parliament of India) constituency in Tamil Nadu. Its Tamil Nadu Parliamentary Constituency number is 30 of 39.

Assembly segments

In 2007 the Election Commission of India revised and redrew this Thanjavur Lok Sabha constituency to include the following new state assembly constituencies:

Thanjavur	
Lok Sabha constituency	
 <p>Chennai City</p> <p>North Central South</p> <p>Thanjavur constituency, post-2008 delimitation</p>	
Constituency details	
Country	<u>India</u>
Region	<u>South India</u>
State	<u>Tamil Nadu</u>
Assembly constituencies	<u>Mannargudi</u> <u>Thiruvaiyaru</u> <u>Thanjavur</u> <u>Orathanadu</u> <u>Pattukkottai</u> <u>Peravurani</u>
Established	1952
Total electors	14,46,226 (2014) ^[1]
Member of Parliament	
	<u>17th Lok Sabha</u>
	Incumbent <u>S.S. Palanimanickam</u>
Party	<u>DMK</u>

No	Name	District	Member	Reserved for (SC/ST/None)	Party
167	<u>Mannargudi</u>	<u>Tiruvavur</u>	<u>Dr.T. R. B. Rajaa</u>	None	<u>DMK</u>
173	<u>Tiruvaiyaru</u>	<u>Thanjavur</u>	<u>Durai Chandrasekaran</u>	None	<u>DMK</u>
174	<u>Thanjavur</u>		<u>T. K. G. Neelamegam</u>	None	<u>DMK</u>
175	<u>Orathanad</u>		<u>R. Vaithilingam</u>	None	<u>AIDMK</u>
176	<u>Pattukkottai</u>		<u>K. Annadurai</u>	None	<u>DMK</u>
177	<u>Peravurani</u>		<u>Peravurani N. Ashokkumar</u>	None	<u>DMK</u>

Constituency number	Name	Reserved for (SC/ST/None)	District	Party
167	<u>Mannargudi</u>	None	<u>Thiruvavur</u>	<u>DMK</u>
173	<u>Thiruvaiyaru</u>	None		<u>DMK</u>
174	<u>Thanjavur</u>	None		<u>DMK</u>
175	<u>Orathanadu</u>	None		<u>AIADMK</u>
176	<u>Pattukottai</u>	None		<u>DMK</u>
177	<u>Peravurani</u>	None		<u>DMK</u>

From 2009, elections were conducted based on the above demarcation.

Thanjavur Lok Sabha constituency was previously composed of the following assembly segments:^[2]










1. Orathanad
2. Thiruvonam
3. Thanjavur
4. Tiruvaiyaru
5. Papanasam
6. Valangiman (SC)

Members of Parliament

Year	Winning Candidate	Party
1952	<u>R. Venkataraman</u>	<u>Indian National Congress</u>
1957		
1957		
1957	<u>A.Vairavan Servai</u>	<u>Dravida Munnetra Kazhagam</u>
1962	<u>V.Vairava Thevar</u>	
1967	<u>D.S. Karthikeyan</u>	
1971	<u>S.D. Somasundaram</u>	<u>All India Anna Dravida Munnetra Kazhagam</u>
1977		
1979(bye)	<u>S. Singravadivel</u>	<u>Indian National Congress</u>
1980		
1984		
1989		
1991		
1996	<u>S.S. Palanimanickam</u>	<u>Dravida Munnetra Kazhagam</u>
1998		
1999		
2004		
2009		
2014	<u>K. Parasuraman</u>	<u>All India Anna Dravida Munnetra Kazhagam</u>
2019	<u>S.S. Palanimanickam</u> ^[3]	<u>Dravida Munnetra Kazhagam</u>

Election results

General Elections 2019

Vote share of Winning candidates		
<u>2019</u>		55.96%
<u>2014</u>		51.03%
<u>2009</u>		50.61%
<u>2004</u>		56.58%
<u>1999</u>		45.39%
<u>1998</u>		51.81%
<u>1996</u>		58.80%
<u>1991</u>		61.23%
<u>1989</u>		56.37%



2019 Indian general election : Thanjavur^[4]

Party	Candidate	Votes	%	±%
DMK	<u>S. S. Palanimanickam</u>	588,978	55.96%	19.34%
<u>TMC(M)</u>	N. R. Natarajan	2,20,849	20.98%	
<u>Independent</u>	P. Murugesan	1,02,871	9.77%	
<u>NTK</u>	R. P. Marutharajaa	57,924	5.50%	
<u>Independent</u>	R. Selvaraj	28,274	2.69%	
<u>MNM</u>	Sampath Ramadoss	23,477	2.23%	
<u>NOTA</u>	None of the above	15,105	1.44%	0.21%
<u>BSP</u>	R. Stalin	5,856	0.56%	
Margin of victory		3,68,129	34.97%	20.56%
Turnout		10,52,570	72.55%	-2.59%
Registered electors		14,61,052		9.03%
DMK gain from AIADMK		Swing	4.93%	

General Elections 2014

2014 Indian general election : Thanjavur

Party	Candidate	Votes	%	±%
AIADMK	<u>K. Parasuraman</u>	510,307	51.03%	
<u>DMK</u>	<u>T. R. Baalu</u>	3,66,188	36.62%	-13.99%
<u>BJP</u>	V. S. Chandirakumar	58,521	5.85%	
<u>INC</u>	T. Krishnasamy Vandayar	30,232	3.02%	
<u>CPI(M)</u>	S. Tamilselvi	23,215	2.32%	
<u>NOTA</u>	None of the above	12,212	1.22%	
Margin of victory		1,44,119	14.41%	1.80%
Turnout		10,00,046	75.57%	-1.92%
Registered electors		13,40,050		27.13%
AIADMK gain from DMK		Swing	0.42%	

General Elections 2009

2009 Indian general election : Thanjavur

Party	Candidate	Votes	%	±%
<u>DMK</u>	<u>S. S. Palanimanickam</u>	408,343	50.61%	-5.97%
<u>MDMK</u>	Durai. Balakrishnan	3,06,556	37.99%	
<u>DMDK</u>	Dr. P. Ramanathan	63,852	7.91%	
<u>Independent</u>	D. Murugaraj	9,805	1.22%	
<u>BSP</u>	S. Saravanan	5,811	0.72%	
Margin of victory		1,01,787	12.62%	-4.20%
Turnout		8,06,867	76.63%	7.79%
Registered electors		10,54,118		2.26%
<u>DMK hold</u>		Swing	-5.97%	

General Elections 2004

2004 Indian general election : Thanjavur

Party	Candidate	Votes	%	±%
<u>DMK</u>	<u>S. S. Palanimanickam</u>	400,986	56.58%	11.19%
<u>AIADMK</u>	K. Thangamuthu	2,81,838	39.77%	-0.54%
<u>Independent</u>	A. R. Shahul Hameed	10,606	1.50%	
<u>Independent</u>	N. Dharamalingam	5,018	0.71%	
<u>JP</u>	A. Venkatesan	3,947	0.56%	
Margin of victory		1,19,148	16.81%	11.74%
Turnout		7,08,724	68.78%	5.70%
Registered electors		10,30,779		-1.82%
<u>DMK hold</u>		Swing	11.19%	

General Elections 1999

1999 Indian general election : Thanjavur

Party	Candidate	Votes	%	±%
<u>DMK</u>	<u>S. S. Palanimanickam</u>	295,191	45.39%	-6.42%
<u>AIADMK</u>	K. Thangamuthu	2,62,177	40.31%	
<u>TMC(M)</u>	Pl. A. Chidambaram	69,025	10.61%	
<u>Independent</u>	J. Jeyabalan	12,239	1.88%	
<u>AIFB</u>	Dr. A. Srinivasan	10,704	1.65%	
Margin of victory		33,014	5.08%	-2.62%
Turnout		6,50,394	63.06%	-9.34%
Registered electors		10,49,837		3.57%

<u>DMK</u> hold	<u>Swing</u>	-13.41%
-----------------	--------------	---------

General Elections 1998

1998 Indian general election : Thanjavur

Party	Candidate	Votes	%	±%
<u>DMK</u>	<u>S. S. Palanimanickam</u>	324,344	51.81%	-6.99%
<u>MDMK</u>	<u>L. Ganesan</u>	2,76,140	44.11%	
<u>INC</u>	<u>Mathiyalagan</u>	23,109	3.69%	-24.89%
Margin of victory		48,204	7.70%	-22.52%
Turnout		6,26,080	63.71%	-8.69%
Registered electors		10,13,609		4.71%
<u>DMK</u> hold	<u>Swing</u>		-6.99%	

General Elections 1996

1996 Indian general election : Thanjavur

Party	Candidate	Votes	%	±%
<u>DMK</u>	<u>S. S. Palanimanickam</u>	390,010	58.80%	23.55%
<u>INC</u>	<u>K. Thulasiah Vandayar</u>	1,89,582	28.58%	-32.65%
<u>JD</u>	<u>Thanjai A. Ramamurthi</u>	40,259	6.07%	
<u>Independent</u>	<u>K. Sozhamannar Kanakaraja</u>	10,948	1.65%	
<u>Independent</u>	<u>K. Shanmugavel</u>	7,821	1.18%	
<u>PMK</u>	<u>K. M. Jackiria</u>	7,120	1.07%	-0.44%
<u>BJP</u>	<u>S. Arunachalam</u>	6,015	0.91%	
Margin of victory		2,00,428	30.22%	4.23%
Turnout		6,63,321	72.40%	2.28%
Registered electors		9,68,000		5.30%
<u>DMK</u> gain from <u>INC</u>	<u>Swing</u>		-2.43%	

General Elections 1991

1991 Indian general election : Thanjavur

Party	Candidate	Votes	%	±%
<u>INC</u>	<u>K. Thulasiah Vandayar</u>	381,932	61.23%	4.86%
<u>DMK</u>	<u>S. Palanimanickam</u>	2,19,862	35.25%	-6.40%
<u>PMK</u>	<u>H. Shahul Hameed</u>	9,454	1.52%	0.36%
<u>THMM</u>	<u>P. Soundararajan</u>	3,403	0.55%	
<u>Independent</u>	<u>T. S. Lakshmanan</u>	2,799	0.45%	

	Margin of victory	1,62,070	25.98%	11.26%
	Turnout	6,23,774	70.12%	-2.43%
	Registered electors	9,19,274		-0.13%
INC hold	Swing		4.86%	

General Elections 1989

1989 Indian general election : Thanjavur

Party	Candidate	Votes	%	±%
INC	S. Singaravadivel	371,967	56.37%	1.02%
DMK	S. S. Palanimanickam	2,74,820	41.64%	2.43%
PMK	Kesavan Kothai	7,617	1.15%	
	Margin of victory	97,147	14.72%	-1.42%
	Turnout	6,59,912	72.55%	-6.91%
	Registered electors	9,20,496		26.89%
INC hold	Swing		1.02%	

General Elections 1984

1984 Indian general election : Thanjavur

Party	Candidate	Votes	%	±%
INC	S. Singaravadivel	306,351	55.35%	
DMK	S. Palanimanickam	2,17,030	39.21%	
Indian Congress (J)	M. Subramanian	30,089	5.44%	
	Margin of victory	89,321	16.14%	7.35%
	Turnout	5,53,470	79.47%	1.87%
	Registered electors	7,25,425		9.81%
INC gain from INC(I)	Swing		2.41%	

General Elections 1980

1980 Indian general election : Thanjavur

Party	Candidate	Votes	%	±%
INC(I)	S. Singaravadivel	268,382	52.94%	
AIADMK	K. Thangamuthu	2,23,843	44.15%	-16.02%
Independent	K. Ambalapattu Subbaiyan	8,867	1.75%	
INC(U)	A. Sethumadhavan	4,359	0.86%	
	Margin of victory	44,539	8.79%	-11.56%

	<u>Turnout</u>	5,06,949	77.60%	0.15%
	<u>Registered electors</u>	6,60,633		4.36%
	<u>INC(I) gain from AIADMK</u>	<u>Swing</u>	-7.23%	

General Elections 1977

1977 Indian general election : Thanjavur

Party	Candidate	Votes	%	±%
<u>AIADMK</u>	<u>S. D. Somasundaram</u>	289,059	60.17%	
<u>DMK</u>	<u>L. Ganesan</u>	1,91,316	39.83%	-17.48%
	Margin of victory	97,743	20.35%	-0.96%
	<u>Turnout</u>	4,80,375	77.45%	-3.94%
	<u>Registered electors</u>	6,33,005		6.13%
	<u>AIADMK gain from DMK</u>	<u>Swing</u>	2.87%	

General Elections 1971

1971 Indian general election : Thanjavur

Party	Candidate	Votes	%	±%
<u>DMK</u>	<u>S. D. Somasundaram</u>	268,980	57.31%	4.67%
<u>INC(O)</u>	R. Krishnasamy Gopalar	1,68,972	36.00%	
<u>Independent</u>	K. M. Veeramuthu	25,425	5.42%	
<u>Independent</u>	M. Selvam Chettiar	6,002	1.28%	
	Margin of victory	1,00,008	21.31%	16.04%
	<u>Turnout</u>	4,69,379	81.39%	-3.07%
	<u>Registered electors</u>	5,96,459		14.39%
	<u>DMK hold</u>	<u>Swing</u>	4.67%	

General Elections 1967

1967 Indian general election : Thanjavur

Party	Candidate	Votes	%	±%
<u>DMK</u>	<u>D. S. Gopalar</u>	225,414	52.64%	
<u>INC</u>	R. Venkataraman	2,02,840	47.36%	3.78%
	Margin of victory	22,574	5.27%	-3.27%
	<u>Turnout</u>	4,28,254	84.46%	9.21%
	<u>Registered electors</u>	5,21,430		15.06%
	<u>DMK gain from INC</u>	<u>Swing</u>	9.06%	

General Elections 1962

1962 Indian general election : Thanjavur

Party	Candidate	Votes	%	±%
<u>INC</u>	V. Vairava Thevar	143,185	43.58%	-14.36%
<u>PSP</u>	Vallatharasu	1,15,112	35.04%	
<u>SWA</u>	S. Swayamprakasam	70,259	21.38%	
Margin of victory		28,073	8.54%	-7.34%
Turnout		3,28,556	75.25%	20.31%
Registered electors		4,53,163		6.60%
<u>INC hold</u>		Swing	-14.36%	

General Elections 1957

1957 Indian general election : Thanjavur

Party	Candidate	Votes	%	±%
<u>INC</u>	Ramaswamy Venkataraman	135,310	57.94%	12.09%
<u>PSP</u>	K. M. Vallatharasu	98,222	42.06%	
<u>Independent</u>	D. Arumuga Palangoundar	0	0.00%	
Margin of victory		37,088	15.88%	13.40%
Turnout		2,33,532	54.94%	0.12%
Registered electors		4,25,088		15.52%
<u>INC hold</u>		Swing	12.09%	

General Elections 1951

1951–52 Indian general election : Thanjavur

Party	Candidate	Votes	%	±%
<u>INC</u>	Ramaswamy Venkataraman	92,483	45.85%	45.85%
<u>Independent</u>	R. Srinivasa Sarma	87,476	43.36%	
<u>Independent</u>	D. D. Dasan	21,765	10.79%	
Margin of victory		5,007	2.48%	
Turnout		2,01,724	54.82%	
Registered electors		3,67,963		0.00%
<u>INC win</u> (new seat)				

See also

- Thanjavur

- List of constituencies of the Lok Sabha

References

1. GE 2009 Statistical Report: Constituency Wise Detailed Result (http://eci.nic.in/eci_main/archiveofge2009/Stats/VOLI/25_ConstituencyWiseDetailedResult.pdf)
 2. "List of Parliamentary and Assembly Constituencies" (https://web.archive.org/web/20060504185928/http://archive.eci.gov.in/se2001/background/S22/TN_ACPC.pdf) (PDF). *Tamil Nadu*. Election Commission of India. Archived from the original (http://archive.eci.gov.in/se2001/background/S22/TN_ACPC.pdf) (PDF) on 4 May 2006. Retrieved 12 October 2008.
 3. "General elections to the 17th Lok Sabha, 2019 - List of members elected" (<https://eci.gov.in/files/file/10277-general-election-to-the-17th-lok-sabha-2019-list-of-members-elected/>) (PDF). New Delhi: Election Commission of India. 25 May 2019. p. 27. Retrieved 2 June 2019.
 4. "General Election 2019 - Election Commission of India" (<https://web.archive.org/web/20190622123315/http://results.eci.gov.in/pc/en/constituencywise/ConstituencywiseS2230.htm?ac=30>). *results.eci.gov.in*. Archived from the original (<http://results.eci.gov.in/pc/en/constituencywise/ConstituencywiseS2230.htm?ac=30>) on 22 June 2019.
- "Statistical reports of Lok Sabha elections" (https://web.archive.org/web/20101005110118/http://eci.nic.in/eci_main/StatisticalReports/ElectionStatistics.asp). Election Commission of India. Archived from the original (http://eci.nic.in/eci_main/StatisticalReports/ElectionStatistics.asp) on 5 October 2010. Retrieved 8 July 2010.

External links

- Thanjavur lok sabha constituency election 2019 date and schedule (https://www.indiaelections2014.info/parliament/2019/states/tamilnadu/thanjavur/lok_sabha_parliamentary_election_2019_dates.html)

Retrieved from "https://en.wikipedia.org/w/index.php?title=Thanjavur_Lok_Sabha_constituency&oldid=1169783919"

-