


Sriperumbudur Lok Sabha constituency

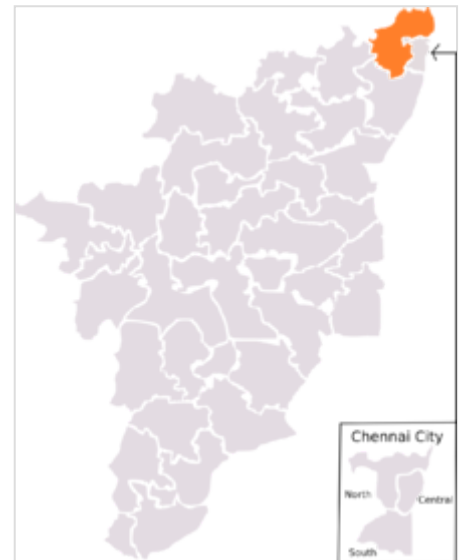
Coordinates: 13.0°N 79.9°E﻿ / ﻿13.0°N 79.9°E﻿ / 13.0; 79.9

Sriperumbudur	
Lok Sabha constituency	
 <p>Sriperumbudur constituency, post-2008 delimitation</p>	
Constituency details	
Country	 India
Region	South India
State	Tamil Nadu
Assembly constituencies	 Maduravoyal Ambattur Alandur Sriperumbudur Pallavaram Tambaram
Established	1967–present
Total electors	24,53,041 ^[1]
Reservation	None
Member of Parliament	
	 17th Lok Sabha
	Incumbent T.R. Baalu
Party	 DMK

Sriperumbudur is one of the parliamentary constituencies in Tamil Nadu. Its Tamil Nadu Parliamentary Constituency number is 5 of 39. It has a very huge volume of voters with nearly twenty four lakhs.

Elected year	<u>2019 Election</u>
---------------------	----------------------

Assembly segments



Sriperumbudur constituency as laid out by 1971 Delimitation. The boundaries for this constituency lasted until 2004 election, which was then replaced by 2008 Delimitation.

2009–present

Constituency number	Name	Reserved for (SC/ST/None)	District	Party
7	<u>Maduravoyal</u>	None	<u>Chennai</u>	<u>DMK</u>
8	<u>Ambattur</u>	None	<u>Chennai</u>	<u>DMK</u>
28	<u>Alandur</u>	None	<u>Chennai</u>	<u>DMK</u>
29	<u>Sriperumbudur</u>	SC	<u>Kancheepuram</u>	<u>INC</u>
30	<u>Pallavaram</u>	None	<u>Chengalpattu</u>	<u>DMK</u>
31	<u>Tambaram</u>	None	<u>Chengalpattu</u>	<u>DMK</u>

Before 2009

1. Gummidipundi (moved to Thiruvallur constituency after 2009)
2. Ponneri (SC) (moved to Thiruvallur constituency after 2009)
3. Sriperumbudur
4. Poonamallee (moved to Thiruvallur constituency after 2009)

5. Tiruvallur (moved to Thiruvallur constituency after 2009)

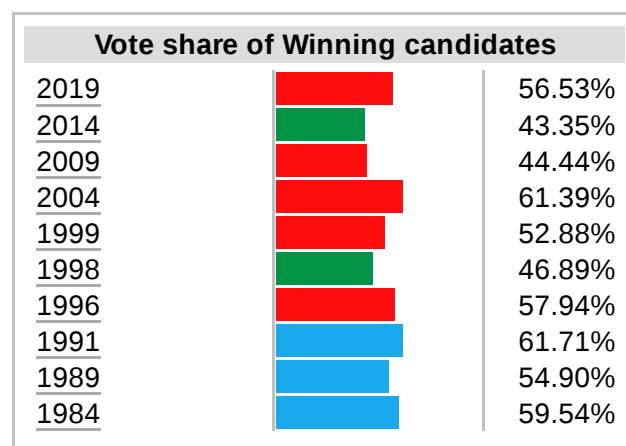
6. Tiruttani (moved to Arakkonam constituency after 2009)






Members of the Parliament

Year	Duration	Winner	Party	Election Year
First	1952-57	<i>Does not exist</i>		<u>1952</u>
Second	1957-62	<i>Does not exist</i>		<u>1957</u>
Third	1962-67	<u>P. Sivasankaran</u>	<u>Dravida Munnetra Kazhagam</u>	<u>1962</u>
Fourth	1967-71	<u>P. Sivasankaran</u>	<u>Dravida Munnetra Kazhagam</u>	<u>1967</u>
Fifth	1971-77	<u>T.S. Lakshmanan</u>	<u>Dravida Munnetra Kazhagam</u>	<u>1971</u>
Sixth	1977-80	<u>Seeralan Jaganathan</u>	<u>All India Anna Dravida Munnetra Kazhagam</u>	<u>1977</u>
Seventh	1980-84	<u>T. Nagaratnam</u>	<u>Dravida Munnetra Kazhagam</u>	<u>1980</u>
Eighth	1984-89	<u>Margatham Chandrasekar</u>	<u>Indian National Congress</u>	<u>1984</u>
Ninth	1989-91	<u>Margatham Chandrasekar</u>	<u>Indian National Congress</u>	<u>1989</u>
Tenth	1991-96	<u>Margatham Chandrasekar</u>	<u>Indian National Congress</u>	<u>1991</u>
Eleventh	1996-98	<u>T. Nagaratnam</u>	<u>Dravida Munnetra Kazhagam</u>	<u>1996</u>
Twelfth	1998-99	<u>K. Venugopal</u>	<u>All India Anna Dravida Munnetra Kazhagam</u>	<u>1998</u>
Thirteenth	1999-04	<u>A. Krishnaswamy</u>	<u>Dravida Munnetra Kazhagam</u>	<u>1999</u>
Fourteenth	2004-09	<u>A. Krishnaswamy</u>	<u>Dravida Munnetra Kazhagam</u>	<u>2004</u>
Fifteenth	2009-14	<u>T. R. Baalu</u>	<u>Dravida Munnetra Kazhagam</u>	<u>2009</u>
Sixteenth	2014-2019	<u>K. N. Ramachandran</u>	<u>All India Anna Dravida Munnetra Kazhagam</u>	<u>2014</u>
<u>17th Lok Sabha</u>	<u>2019-Incumbent</u>	<u>T. R. Baalu</u> ^[2]	<u>Dravida Munnetra Kazhagam</u>	<u>2019</u>

Election results

General Elections 2019



<u>1980</u>		57.45%
<u>1977</u>		53.09%
<u>1971</u>		59.98%
<u>1967</u>		60.61%
<u>1962</u>		52.56%

2019 Indian general election : Sriperumbudur

Party	Candidate	Votes	%	±%
<u>DMK</u>	<u>T. R. Baalu</u>	793,281	56.53%	21.33%
<u>PMK</u>	A. Vaithilingam	2,85,326	20.33%	
<u>MNM</u>	M. Sridhar	1,35,525	9.66%	
<u>NTK</u>	H. Mahendran	84,979	6.06%	
<u>Independent</u>	Tambaram G. Narayanan	41,497	2.96%	
<u>NOTA</u>	None Of The Above	23,343	1.66%	-0.53%
<u>ACDP</u>	S. Rajasekaran	13,746	0.98%	
Margin of victory		5,07,955	36.20%	28.05%
Turnout		14,03,178	62.27%	-2.41%
Registered electors		22,53,448		15.77%
<u>DMK gain from AIADMK</u>		Swing	13.18%	

General Elections 2014

2014 Indian general election : Sriperumbudur

Party	Candidate	Votes	%	±%
<u>AIADMK</u>	K. N. Ramachandran	545,820	43.35%	
<u>DMK</u>	S. Jagathrakshakan	4,43,174	35.20%	-9.23%
<u>MDMK</u>	Dr. R. Masilamani	1,87,094	14.86%	
<u>INC</u>	Arul Anbarasu	39,015	3.10%	
<u>NOTA</u>	None Of The Above	27,676	2.20%	
<u>AAP</u>	S. A. N. Vasigaran	18,963	1.51%	
Margin of victory		1,02,646	8.15%	5.00%
Turnout		12,58,971	64.68%	-1.39%
Registered electors		19,46,503		62.04%
<u>AIADMK gain from DMK</u>		Swing	-1.08%	

General Elections 2009

2009 Indian general election : Sriperumbudur

Party	Candidate	Votes	%	±%
<u>DMK</u>	<u>T. R. Baalu</u>	352,641	44.44%	-16.96%

	<u>PMK</u>	A. K. Moorthy	3,27,605	41.28%	
	<u>DMDK</u>	M. Arun Subramanian	84,530	10.65%	
Margin of victory			25,036	3.15%	-24.76%
Turnout			12,01,237	66.06%	6.84%
Rejected ballots			2	0.00%	
Registered electors			7,93,597		-15.62%
	<u>DMK hold</u>		Swing	-16.96%	

General Elections 2004

2004 Indian general election : Sriperumbudur

	Party	Candidate	Votes	%	±%
	<u>DMK</u>	<u>A. Krishnaswamy</u>	517,617	61.39%	8.51%
	<u>AIADMK</u>	<u>Dr. P. Venugopal</u>	2,82,271	33.48%	-9.12%
	<u>Independent</u>	M. Vijayaragunathan	11,995	1.42%	
	<u>Independent</u>	K. Balakrishnan	11,517	1.37%	
	<u>JP</u>	S. Sambath	5,815	0.69%	
	<u>Independent</u>	M. Ravi	4,194	0.50%	
	<u>BSP</u>	J. K. Jayakumar	3,805	0.45%	
Margin of victory			2,35,346	27.91%	17.63%
Turnout			8,43,101	59.22%	4.21%
Rejected ballots			59	0.01%	
Registered electors			14,23,561		5.15%
	<u>DMK hold</u>		Swing	8.51%	

General Elections 1999

1999 Indian general election : Sriperumbudur

	Party	Candidate	Votes	%	±%
	<u>DMK</u>	<u>A. Krishnaswamy</u>	385,558	52.88%	-5.05%
	<u>AIADMK</u>	K. Venugopal	3,10,556	42.60%	
	<u>TMC(M)</u>	J. Pushparaman	28,292	3.88%	
Margin of victory			75,002	10.29%	-22.67%
Turnout			7,29,076	55.02%	-12.35%
Registered electors			13,53,858		6.89%
	<u>DMK hold</u>		Swing	-5.05%	

General Elections 1998

1998 Indian general election : Sriperumbudur

Party	Candidate	Votes	%	±%
<u>AIADMK</u>	<u>K. Venugopal</u>	326,528	46.89%	
<u>DMK</u>	<u>T. Nagaratnam</u>	3,02,733	43.48%	
<u>INC</u>	<u>Dr. K. Jayakumar</u>	64,944	9.33%	
Margin of victory		23,795	3.42%	-29.54%
Turnout		6,96,327	57.23%	-10.14%
Registered electors		12,66,643		9.52%
<u>AIADMK gain from DMK</u>		Swing	-11.04%	

General Elections 1996

1996 Indian general election : Sriperumbudur

Party	Candidate	Votes	%	±%
<u>DMK</u>	<u>T. Nagaratnam</u>	431,919	57.94%	24.03%
<u>INC</u>	<u>Lata Priyakumar</u>	1,86,208	24.98%	-36.73%
<u>Independent</u>	<u>M. Moorthy</u>	66,760	8.96%	
<u>MDMK</u>	<u>Kavinger Kudiyarasu</u>	44,884	6.02%	
<u>BJP</u>	<u>K. Arjunan</u>	10,861	1.46%	-1.34%
Margin of victory		2,45,711	32.96%	5.15%
Turnout		7,45,490	67.37%	2.03%
Registered electors		11,56,491		11.80%
<u>DMK gain from INC</u>		Swing	-3.77%	

General Elections 1991

1991 Indian general election : Sriperumbudur

Party	Candidate	Votes	%	±%
<u>INC</u>	<u>Maragatham Chandrasekar</u>	400,741	61.71%	6.81%
<u>DMK</u>	<u>K. Sundaram</u>	2,20,169	33.91%	0.88%
<u>BJP</u>	<u>Somu Alias Somusundaram</u>	18,144	2.79%	
<u>Independent</u>	<u>M. Chockalingam</u>	5,503	0.85%	
<u>Independent</u>	<u>K. Mahalingam</u>	4,812	0.74%	
Margin of victory		1,80,572	27.81%	5.93%
Turnout		6,49,369	65.34%	-3.70%
Registered electors		10,34,447		-0.31%
<u>INC hold</u>		Swing	6.81%	

General Elections 1989

1989 Indian general election : Sriperumbudur

Party	Candidate	Votes	%	±%
<u>INC</u>	<u>Maragatham Chandrasekar</u>	387,795	54.90%	-4.63%
<u>DMK</u>	K. Ganesan	2,33,244	33.02%	-6.91%
<u>Independent</u>	N. Gopalan	74,913	10.61%	
Margin of victory		1,54,551	21.88%	2.28%
Turnout		7,06,354	69.04%	-5.55%
Registered electors		10,37,657		31.74%
<u>INC hold</u>		Swing	-4.63%	

General Elections 1984

1984 Indian general election : Sriperumbudur

Party	Candidate	Votes	%	±%
<u>INC</u>	<u>Maragatham Chandrasekar</u>	332,468	59.54%	
<u>DMK</u>	T. Nagaratnam	2,22,994	39.93%	-17.52%
<u>Independent</u>	G. A. Appan	2,975	0.53%	
Margin of victory		1,09,474	19.60%	0.87%
Turnout		5,58,437	74.59%	11.99%
Registered electors		7,87,638		9.28%
<u>INC gain from DMK</u>		Swing	2.08%	

General Elections 1980

1980 Indian general election : Sriperumbudur

Party	Candidate	Votes	%	±%
<u>DMK</u>	T. Nagaratnam	253,912	57.45%	
<u>AIADMK</u>	R. P. Marutharajaa	1,71,135	38.72%	-14.37%
<u>Independent</u>	M. Moorthy	6,317	1.43%	
<u>Independent</u>	Emperuman V	6,017	1.36%	
<u>INC(U)</u>	A. R. Shahul Hameed	2,414	0.55%	
Margin of victory		82,777	18.73%	8.55%
Turnout		4,41,945	62.60%	-3.86%
Registered electors		7,20,766		3.57%
<u>DMK gain from AIADMK</u>		Swing	4.36%	

General Elections 1977

1977 Indian general election : Sriperumbudur

Party	Candidate	Votes	%	±%
<u>AIADMK</u>	S. Jaganathan	239,632	53.09%	
<u>INC(O)</u>	T. P. Elumalai	1,93,700	42.91%	2.89%
<u>Independent</u>	N. Angamuthu	18,033	4.00%	
Margin of victory		45,932	10.18%	-9.78%
Turnout		4,51,365	66.46%	-4.05%
Registered electors		6,95,900		-4.71%
<u>AIADMK gain from DMK</u>		Swing	-6.89%	

General Elections 1971

1971 Indian general election : Sriperumbudur

Party	Candidate	Votes	%	±%
<u>DMK</u>	T. S. Latchumanan	300,663	59.98%	-0.63%
<u>INC(O)</u>	P. Kakkan	2,00,617	40.02%	2.13%
Margin of victory		1,00,046	19.96%	-2.76%
Turnout		5,01,280	70.50%	-6.76%
Registered electors		7,30,302		22.71%
<u>DMK hold</u>		Swing	-0.63%	

General Elections 1967

1967 Indian general election : Sriperumbudur

Party	Candidate	Votes	%	±%
<u>DMK</u>	P. Sivasankaran	271,528	60.61%	8.05%
<u>INC</u>	K. Sambandan	1,69,763	37.89%	-9.55%
<u>Independent</u>	A. M. Ratnaswamy	6,727	1.50%	
Margin of victory		1,01,765	22.71%	17.59%
Turnout		4,48,018	77.26%	10.54%
Registered electors		5,95,157		27.95%
<u>DMK hold</u>		Swing	8.05%	

General Elections 1962

1962 Indian general election : Sriperumbudur

Party	Candidate	Votes	%	±%
-------	-----------	-------	---	----

<u>DMK</u>	P. Sivasankaran	157,733	52.56%	
<u>INC</u>	K. Munuswamy	1,42,361	47.44%	
Margin of victory		15,372	5.12%	
Turnout		3,00,094	66.73%	
Registered electors		4,65,133		
<u>DMK win</u> (new seat)				

See also

- Sriperumbudur
- List of constituencies of the Lok Sabha

References

1. GE 2009 Statistical Report: Constituency Wise Detailed Result (http://eci.nic.in/eci_main/archiveofge2009/Stats/VOLI/25_ConstituencyWiseDetailedResult.pdf)
 2. "General elections to the 17th Lok Sabha, 2019 - List of members elected" (<https://eci.gov.in/files/file/10277-general-election-to-the-17th-lok-sabha-2019-list-of-members-elected/>) (PDF). New Delhi: Election Commission of India. 25 May 2019. p. 27. Retrieved 2 June 2019.
- "Statistical reports of Lok Sabha elections" (https://web.archive.org/web/20101005110118/http://eci.nic.in/eci_main/StatisticalReports/ElectionStatistics.asp). Election Commission of India. Archived from the original (http://eci.nic.in/eci_main/StatisticalReports/ElectionStatistics.asp) on 5 October 2010. Retrieved 8 July 2010.

External links

- Sriperumbudur lok sabha constituency election 2019 date and schedule (https://www.indiaelections2014.info/parliament/2019/states/tamilnadu/sriperumbudur/lok_sabha_parliamentary_election_2019_dates.html)

Retrieved from "https://en.wikipedia.org/w/index.php?title=Sriperumbudur_Lok_Sabha_constituency&oldid=1184085274"

-