


Chennai Central Lok Sabha constituency

Coordinates: 13.036°N 80.239°E

The Lok Sabha constituency **Chennai Central** is one of three constituencies in Chennai, Tamil Nadu. Its Tamil Nadu Parliamentary Constituency number is 4 of 39. Formerly it was known as **Madras Central**.It is also one of the smallest

Chennai Central	
<u>Lok Sabha constituency</u>	
 <p>Chennai Central constituency, post-2008 delimitation</p>	
Constituency details	
Country	<u>India</u>
Region	<u>South India</u>
State	<u>Tamil Nadu</u>
Assembly constituencies	<u>Villivakkam</u> <u>Egmore</u> <u>Harbour</u> <u>Chepauk-</u> <u>Thiruvallikeni</u> <u>Thousand</u> <u>Lights</u> <u>Anna Nagar</u>
Established	1977-present
Total electors	14,65,323 ^[1]
Reservation	None
Member of Parliament	
<u>17th Lok Sabha</u>	
Incumbent	

constituencies in India. The Voter-verified paper audit trail (VVPAT) system with EVMs was used for the first time in this Lok Sabha constituency in 2014 elections.^{[2][3][4]}

<u>Dayanidhi Maran</u>	
Party	<u>DMK</u>
Elected year	<u>2019 Election</u>

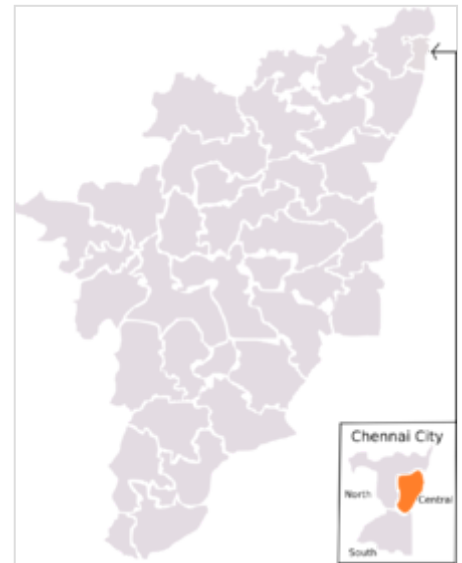
Assembly segments

2009–present

Constituency number	Name	Reserved for (SC/ST/None)	District	Party
14	<u>Villivakkam</u>	None	Chennai	<u>DMK</u>
16	<u>Egmore</u>	SC		<u>DMK</u>
18	<u>Harbour</u>	None		<u>DMK</u>
19	<u>Chepauk-Thiruvallikeni</u>	None		<u>DMK</u>
20	<u>Thousand Lights</u>	None		<u>DMK</u>
21	<u>Anna Nagar</u>	None		<u>DMK</u>

Before 2009

Chennai Central Lok Sabha constituency is composed of the following assembly segments:^[5]



Chennai North constituency as laid out by 1971 Delimitation. The boundaries for this constituency lasted until 2004 election, which was then replaced by 2008 Delimitation.

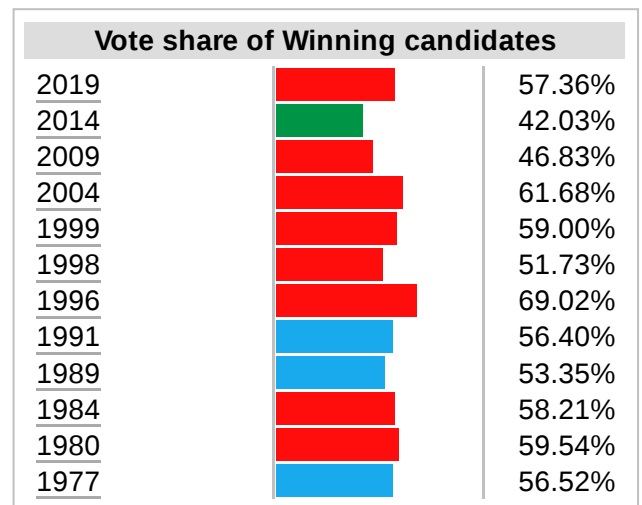
SI No.	Name
1.	<u>Park Town</u>
2.	<u>Purasawalkam</u>
3.	<u>Egmore (SC)</u>
4.	<u>Anna Nagar</u>
5.	<u>Thousand Lights</u>
6.	<u>Chepauk</u>

Members of the Parliament

Year	Winner	Party
1977	<u>P. Ramachandran</u>	<u>Indian National Congress</u>
1980	<u>A. Kalanidhi</u>	<u>Dravida Munnetra Kazhagam</u>
1984		
1989	<u>Era. Anbarasu</u>	<u>Indian National Congress</u>
1991		
1996	<u>Murasoli Maran</u>	<u>Dravida Munnetra Kazhagam</u>
1998		
1999		
2004		
2009		
2014	<u>S. R. Vijayakumar</u>	<u>All India Anna Dravida Munnetra Kazhagam</u>
2019	<u>Dayanidhi Maran</u>	<u>Dravida Munnetra Kazhagam</u>

Election results

General Elections 2019



2019 Indian general election : Chennai Central

Party	Candidate	Votes	%	±%
-------	-----------	-------	---	----

<u>DMK</u>	<u>Dayanidhi Maran</u>	448,911	57.36%	21.10%
<u>PMK</u>	S. R. Sam Paul	1,47,391	18.83%	
<u>MNM</u>	Kameela Nasser	92,249	11.79%	
<u>NTK</u>	Dr. R. Karthikeyan	30,886	3.95%	
<u>SDPI</u>	Sheik Mohamed @ Dhehlan Baqavi	23,741	3.03%	
<u>NOTA</u>	None Of The Above	13,822	1.77%	-1.00%
<u>ACDP</u>	C. S. Karnan	5,768	0.74%	
Margin of victory		3,01,520	38.52%	32.74%
Turnout		7,82,686	58.75%	-0.96%
Registered electors		13,32,300		0.32%
<u>DMK gain</u> from <u>AIADMK</u>		Swing	15.32%	

General Elections 2014

2014 Indian general election : Chennai Central

Party	Candidate	Votes	%	±%
<u>AIADMK</u>	<u>S. R. Vijayakumar</u>	333,296	42.03%	0.69%
<u>DMK</u>	<u>Dayanidhi Maran</u>	2,87,455	36.25%	-10.58%
<u>DMDK</u>	J. Constandine Ravindran	1,14,798	14.48%	8.09%
<u>INC</u>	C. D. Meyyappan	25,981	3.28%	
<u>NOTA</u>	None Of The Above	21,959	2.77%	
<u>AAP</u>	J. Prabhakar	19,553	2.47%	
Margin of victory		45,841	5.78%	0.30%
Turnout		7,92,935	59.71%	-1.28%
Registered electors		13,28,038		32.71%
<u>AIADMK gain</u> from <u>DMK</u>		Swing	-4.80%	

General Elections 2009

2009 Indian general election : Chennai Central

Party	Candidate	Votes	%	±%
<u>DMK</u>	<u>Dayanidhi Maran</u>	285,783	46.83%	-14.86%
<u>AIADMK</u>	S. M. K. Mogamed Ali Jinnah	2,52,329	41.35%	5.83%
<u>DMDK</u>	V. V. Ramakrishnan	38,959	6.38%	
<u>MNMK</u>	S. Hyder Ali	13,160	2.16%	
Margin of victory		33,454	5.48%	-20.68%
Turnout		10,00,705	60.98%	11.92%
Rejected ballots		64	0.01%	

	Registered electors	6,10,268		-4.26%
	DMK hold	Swing	-14.86%	

General Elections 2004

2004 Indian general election : Chennai Central

Party	Candidate	Votes	%	±%
DMK	Dayanidhi Maran	316,329	61.68%	2.68%
AIADMK	N. Balaganga	1,82,151	35.52%	-1.32%
JP	G. Venkatesan	2,896	0.56%	
	Margin of victory	1,34,178	26.16%	4.00%
	Turnout	5,12,820	49.06%	0.60%
	Rejected ballots	33	0.01%	
	Registered electors	10,45,260		-18.02%
	DMK hold	Swing	2.68%	

General Elections 1999

1999 Indian general election : Chennai Central

Party	Candidate	Votes	%	±%
DMK	Murasoli Maran	364,565	59.00%	-10.02%
AIADMK	M. Abdul Lathief	2,27,616	36.84%	
PT	R. Janaki Ammal	5,046	0.82%	
Independent	V. G. Loganathan	3,815	0.62%	
Independent	S. Ranganathan	3,561	0.58%	
Independent	M. Dominic Savio	2,613	0.42%	
	Margin of victory	1,36,949	22.16%	-25.77%
	Turnout	6,17,900	48.46%	-9.22%
	Registered electors	12,75,067		5.66%
	DMK hold	Swing	-10.02%	

General Elections 1998

1998 Indian general election : Chennai Central

Party	Candidate	Votes	%	±%
DMK	Murasoli Maran	300,774	51.73%	
AIADMK	D. Jayakumar	2,29,047	39.39%	
INC	R. Anbarasu	44,061	7.58%	

	Margin of victory	71,727	12.34%	-35.59%
	Turnout	5,81,449	49.50%	-8.19%
	Registered electors	12,06,719		16.41%
DMK hold	Swing		-17.29%	

General Elections 1996

1996 Indian general election : Chennai Central

Party	Candidate	Votes	%	±%
DMK	Murasoli Maran	403,867	69.02%	31.27%
INC	G. K. J. Bharathi	1,23,400	21.09%	-35.32%
MDMK	Prof. S. Krishnasamy	21,682	3.71%	
BJP	G. Kumaravelu	19,948	3.41%	-0.07%
PMK	D. Anbazhagan	7,654	1.31%	
	Margin of victory	2,80,467	47.93%	29.28%
	Turnout	5,85,149	57.69%	3.40%
	Registered electors	10,36,649		0.23%
DMK gain from INC	Swing		12.61%	

General Elections 1991

1991 Indian general election : Chennai Central

Party	Candidate	Votes	%	±%
INC	Era. Anbarasu	312,302	56.40%	3.05%
DMK	N. V. N. Somu	2,09,031	37.75%	-4.86%
BJP	B. Rajendra Kumar	19,262	3.48%	1.50%
PMK	D. Anbazhagan	7,472	1.35%	
	Margin of victory	1,03,271	18.65%	7.91%
	Turnout	5,53,679	54.28%	-6.47%
	Registered electors	10,34,301		0.73%
INC hold	Swing		3.05%	

General Elections 1989

1989 Indian general election : Chennai Central

Party	Candidate	Votes	%	±%
INC	Era. Anbarasu	329,739	53.35%	
DMK	A. Kalinidhi	2,63,333	42.61%	-15.61%
BJP	B. Rajendra Kumar	12,215	1.98%	

	<u>PMK</u>	K. Raghunathan	4,454	0.72%	
Margin of victory			66,406	10.74%	-7.20%
Turnout			6,18,029	60.76%	-3.38%
Registered electors			10,26,829		18.99%
	<u>INC gain from DMK</u>		Swing	-4.86%	

General Elections 1984

1984 Indian general election : Chennai Central

Party	Candidate	Votes	%	±%
<u>DMK</u>	A. Kalanidhi	313,848	58.21%	-1.32%
<u>GKC</u>	E. Earnest Paul	2,17,104	40.27%	
<u>Independent</u>	Bastimal Surana	2,595	0.48%	
Margin of victory		96,744	17.94%	-3.61%
Turnout		5,39,119	64.14%	-3.78%
Registered electors		8,62,989		18.71%
	<u>DMK hold</u>	Swing	-1.32%	

General Elections 1980

1980 Indian general election : Chennai Central

Party	Candidate	Votes	%	±%
<u>DMK</u>	A. Kalanidhi	290,199	59.54%	
<u>JP</u>	P. Ramachandran	1,85,150	37.99%	
<u>INC(U)</u>	P. Rajagopalan	6,172	1.27%	
Margin of victory		1,05,049	21.55%	5.56%
Turnout		4,87,409	67.93%	13.81%
Registered electors		7,26,953		-15.50%
	<u>DMK gain from INC</u>	Swing	3.02%	

General Elections 1977

1977 Indian general election : Chennai Central

Party	Candidate	Votes	%	±%
<u>INC(O)</u>	P. Ramachandran	259,437	56.52%	
<u>AIADMK</u>	K. Raja Mohamed	1,86,026	40.52%	
<u>Independent</u>	V. N. Bajpai	7,013	1.53%	
<u>Independent</u>	Subramaniam Alias P. N. S. Mani	2,565	0.56%	

<u>Independent</u>	Abdul Gaffoor	2,092	0.46%	
Margin of victory		73,411	15.99%	
Turnout		4,59,054	54.12%	
Registered electors		8,60,316		
INC win (new seat)				

See also

- Chennai
- List of constituencies of the Lok Sabha
- Dravida Munnetra Kazhagam
- AIADMK

References

1. GE 2009 Statistical Report: Constituency Wise Detailed Result (http://eci.nic.in/eci_main/archiveofge2009/Stats/VOLI/25_ConstituencyWiseDetailedResult.pdf) Archived (https://web.archive.org/web/20130802000135/http://eci.nic.in/eci_main/archiveofge2009/Stats/VOLI/25_ConstituencyWiseDetailedResult.pdf) 2 August 2013 at the Wayback Machine
 2. "Safe distance : Paper train on test" (<http://indianexpress.com/article/india/india-others/safe-distance/>). *The Indian Express*. 15 April 2014. Retrieved 6 June 2018.
 3. "Voter Paper Audit at 4K Booths for Polls" (<http://www.newindianexpress.com/cities/chennai/Voter-Paper-Audit-at-4K-Booths-for-Polls/2016/01/30/article3251887.ece>). *newindianexpress.com*. Retrieved 5 April 2018.
 4. "Officials to spread awareness about paper trail system" (<http://www.thehindu.com/todays-paper/tp-national/tp-tamilnadu/officials-to-spread-awareness-about-paper-trail-system/article8325423.ece>). 8 March 2016. Retrieved 5 April 2018 – via www.thehindu.com.
 5. "List of Parliamentary and Assembly Constituencies" (https://web.archive.org/web/20081031131000/http://archive.eci.gov.in/se2001/background/S22/TN_ACPC.pdf) (PDF). *Tamil Nadu Election Commission of India*. Archived from the original (http://archive.eci.gov.in/se2001/background/S22/TN_ACPC.pdf) (PDF) on 31 October 2008. Retrieved 8 October 2008.
- "Statistical reports of Lok Sabha elections" (https://web.archive.org/web/20101005110118/http://eci.nic.in/eci_main/StatisticalReports/ElectionStatistics.asp). Election Commission of India. Archived from the original (http://eci.nic.in/eci_main/StatisticalReports/ElectionStatistics.asp) on 5 October 2010. Retrieved 8 July 2010.

External links

- Chennai Central lok sabha constituency election 2019 date and schedule (https://web.archive.org/web/20190407183922/https://www.indiaelections2014.info/parliament/2019/states/tamilnadu/chennai_central/lok_sabha_parliamentary_election_2019_dates.html)

Retrieved from "https://en.wikipedia.org/w/index.php?title=Chennai_Central_Lok_Sabha_constituency&oldid=1183958562"

■